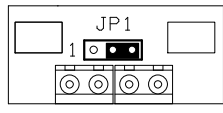
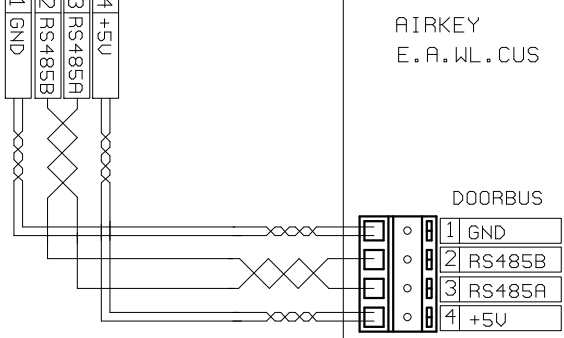


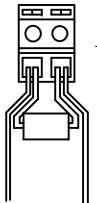
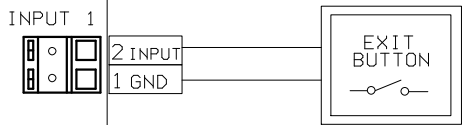
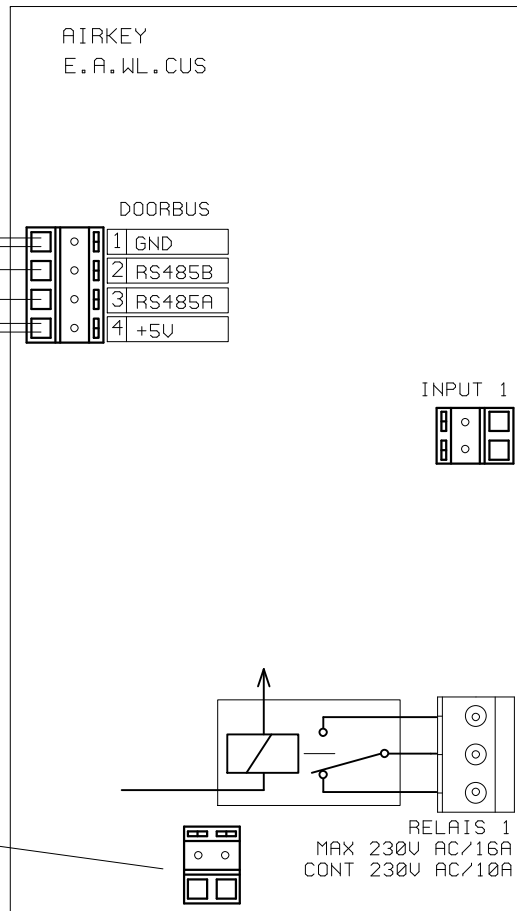
* POWER SUPPLY 2 IS NECESSARY IF THE USED ELECTRIC STRIKE HAS A DIFFERENT OPERATION VOLTAGE THAN THE MAIN SUPPLY OR THE OVERALL POWER CONSUMPTION IS HIGHER THAN 1000mA.



- 1 DOORBUS TERMINATED (DEFAULT)
- 1 DOORBUS OPEN




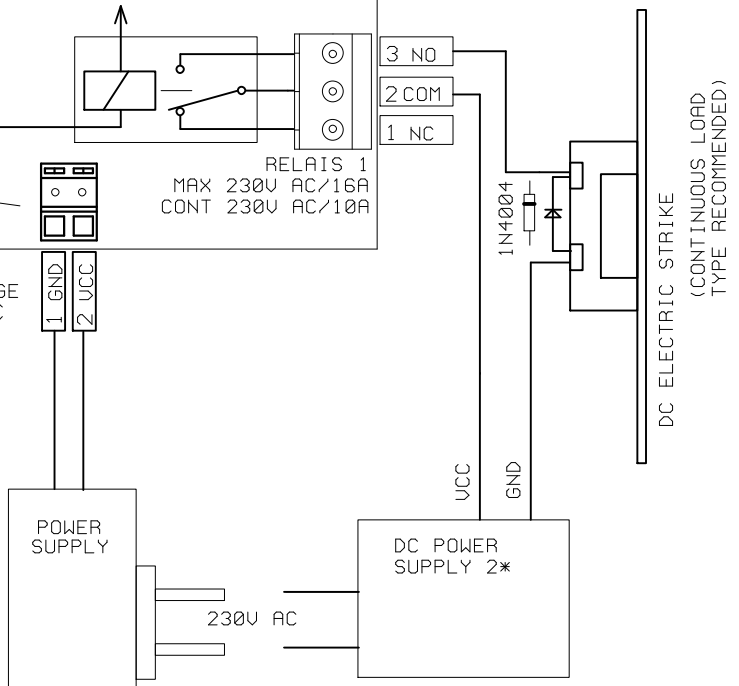
CAT5 CABLE
MAX 20m
UP TO 100m
IF R-LOOP MAX < 2 OHM



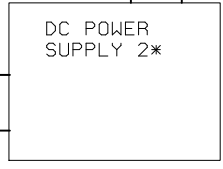
PROTECTION DIODE
BZ450-27B
BIPOLAR!

PLEASE MOUNT THIS PROTECTION DIODE IF THE LENGTH OF THE LOW VOLTAGE POWERCORD EXCEEDS 3 METER.

SUPPLY VOLTAGERANGE
12V-24V DC



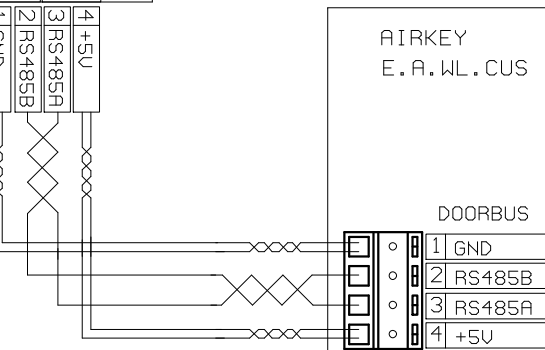
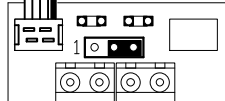
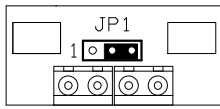
EUVA POWER SUPPLY
E.ZU.WL.NT
12V DC / 2.0A



AIRKEY
WALLREADER
E.A.WL.Rx

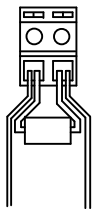

* POWER SUPPLY 2 IS NECESSARY IF THE USED ELECTRIC STRIKE HAS
A DIFFERENT OPERATION VOLTAGE THAN THE MAIN SUPPLY OR THE
OVERALL POWER CONSUMPTION IS HIGHER THAN 1000mA.

AIRKEY READER
CONNECTORBOARD



CAT5 CABLE
MAX 20m
UP TO 100m
IF R-LOOP MAX < 2 OHM

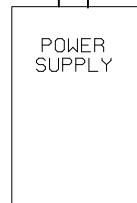
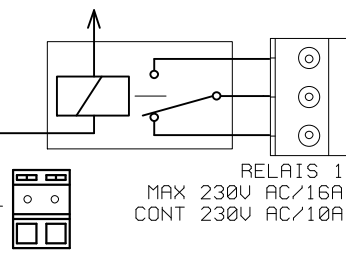
INPUT 1



PROTECTION
DIODE
BZW50-27B
BIPOLAR!

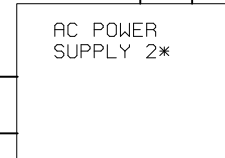
PLEASE MOUNT THIS
PROTECTION DIODE IF
THE LENGTH OF THE
LOW VOLTAGE POWERCORD
EXCEEDS 3 METER.

SUPPLY
VOLTAGERANGE
12V-24V DC

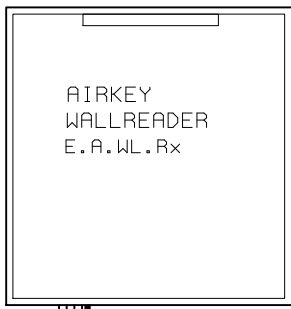


EVVA POWER SUPPLY
E.ZU.WL.NT
12V DC / 2.0A

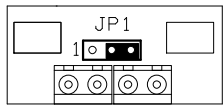
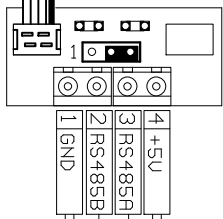
230V AC



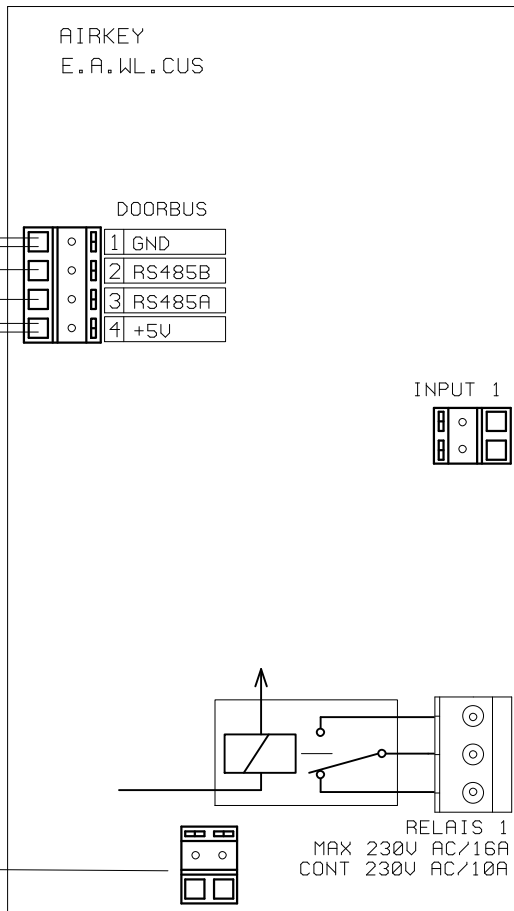
AC ELECTRIC STRIKE
(CONTINUOUS LOAD
TYPE RECOMMENDED)



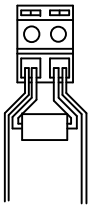
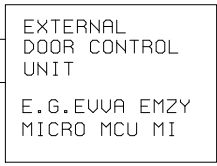
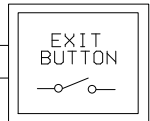
AIRKEY READER
CONNECTORBOARD



- 1 DOORBUS TERMINATED (DEFAULT)
- 1 DOORBUS OPEN



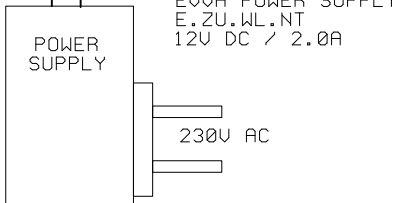
CAT5 CABLE
MAX 20m
UP TO 100m
IF R-LOOP MAX < 2 OHM

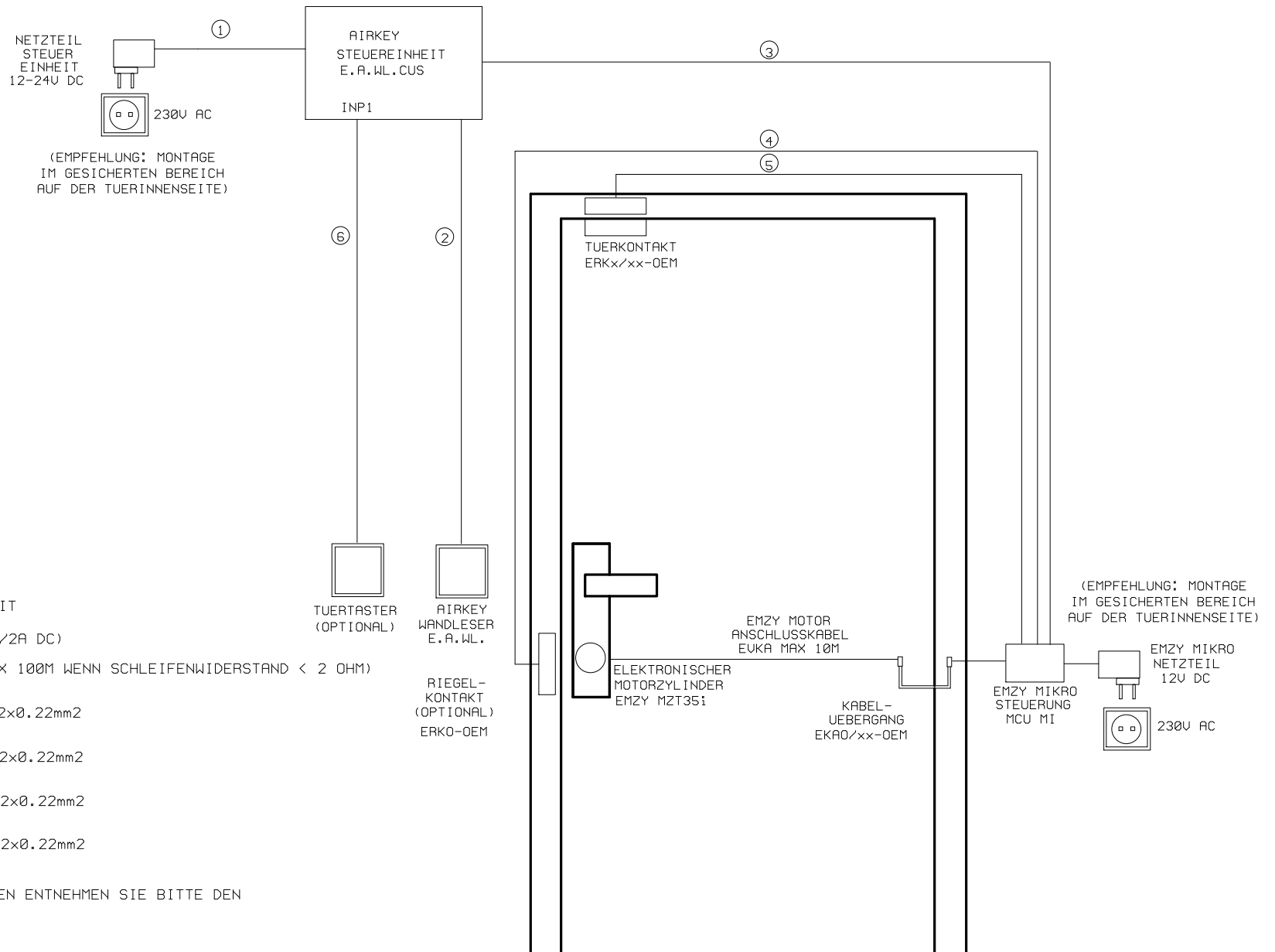


PLEASE MOUNT THIS
PROTECTION DIODE IF
THE LENGTH OF THE
LOW VOLTAGE POWERCORD
EXCEEDS 3 METER.

SUPPLY
VOLTAGE RANGE
12V-24V DC

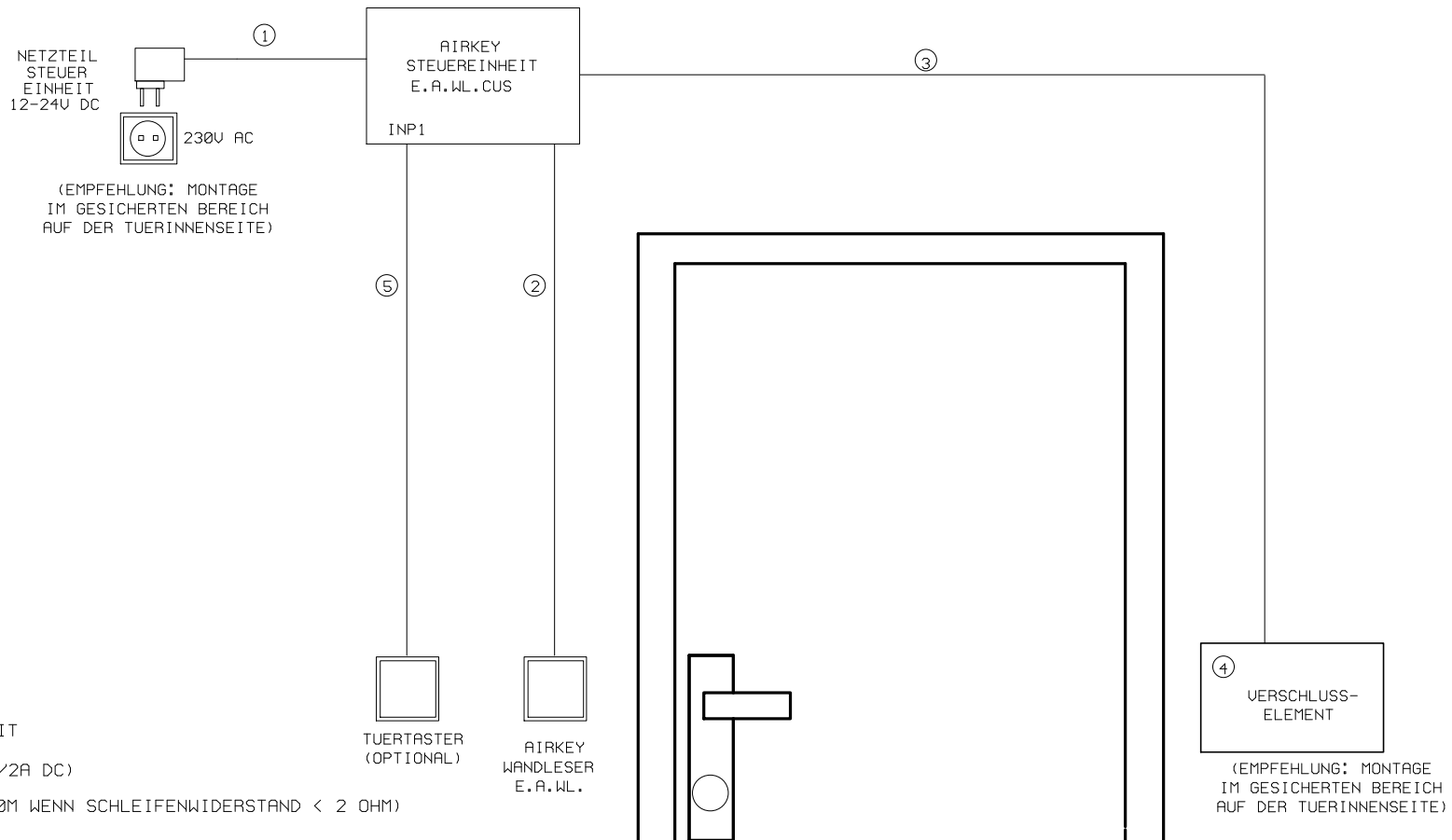
RELAYS 1
MAX 230V AC/16A
CONT 230V AC/10A





- ① NETZTEIL STEUEREINHEIT
12-24V DC MIN 24W
Z.B. E.ZU.WL.NT (12V/2A DC)
- ② UTP CAT5 MAX 20M (MAX 100M WENN SCHLEIFENWIDERSTAND < 2 OHM)
- ③ LEERVERROHRUNG ODER 2x0.22mm2
- ④ LEERVERROHRUNG ODER 2x0.22mm2
- ⑤ LEERVERROHRUNG ODER 2x0.22mm2
- ⑥ LEERVERROHRUNG ODER 2x0.22mm2

DETAILLIERTE INFORMATIONEN ENTNEHMEN SIE BITTE DEN MONTAGEANLEITUNGEN



① NETZTEIL STEUEREINHEIT
12-24V DC MIN 24W
Z.B. E.ZU.WL.NT (12V/2A DC)

② UTP CAT5 MAX 20M (100M WENN SCHLEIFENWIDERSTAND < 2 OHM)

③ LEERVERROHRUNG ODER KABEL ABHAENIG VON DER
ART DES VERWENDETEN VERSCHLUSSELEMENTS
MAXIMALE FREIGABEKONTAKTBELASTUNG DER AIRKEY STEUEREINHEIT:
MAX. 250VAC MAX. 16A (OHMSCH) KURZZEITIG
MAX. 250VAC MAX. 10A (OHMSCH) PERMANENT

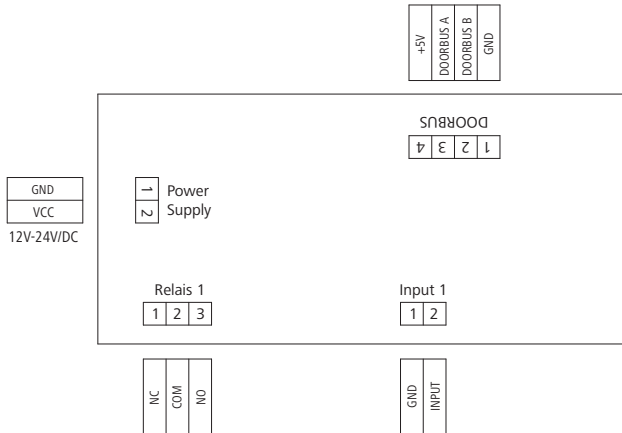
④ STEUERUNG FUER VERSCHLUSSELEMENT Z.B.
MOTORANTRIEB, SCHIEBETUEREN, SCHRANKEN...

⑤ LEERVERROHRUNG ODER 2x0.22mm2

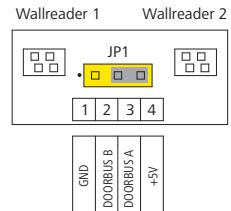
DETAILLIERTE INFORMATIONEN ENTNEHMEN SIE BITTE DEN
MONTAGEANLEITUNGEN



AirKey control unit

E.A.WL.CUS



AirKey wallreader interface



-  DOORBUS terminated (Default)
-  DOORBUS open

JP1